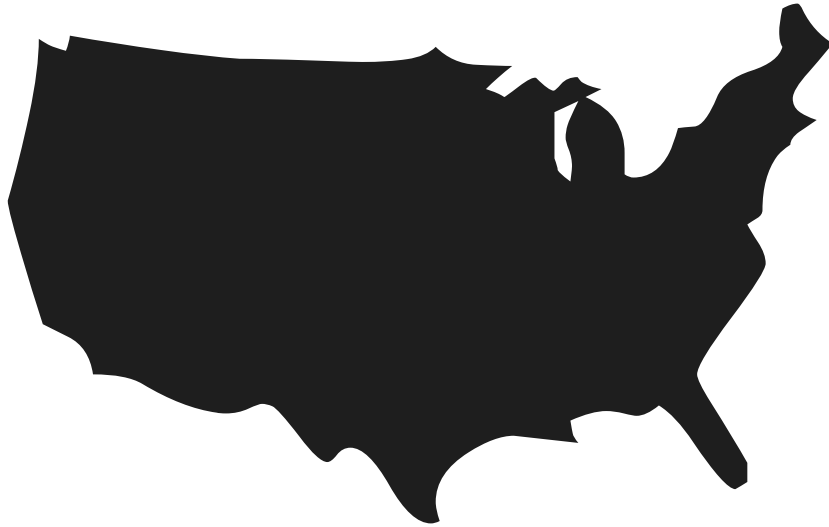


# Our Great States: Compare and Contrast

## Geography Classroom Activity



- 
- Using a large U.S. map, or providing individual maps for each student or pair of students, help students locate our state of Wisconsin.
    - Ask students what they notice about this state: What region of the U.S. is Wisconsin located? What are the other states that border it? What size is it? Are there bodies of water close by? What makes Wisconsin unique and different from other states?
      - If possible, create a chart on the board and write these answers under the heading: Wisconsin.
  - Next, help students locate the state of Texas on the map.
    - Ask students what they notice about this state: What region of the U.S. is Texas located? What are the other states that border it? What size is it? Are there bodies of water close by? Has anyone ever visited Texas? If so, what is the weather like? What was unique about Texas that differentiate it from Wisconsin?
      - If possible, write these answers on the board under the heading: Texas.
  - Now, help students locate the state of Iowa on the map.
    - Again, ask students what they notice about this state: What region of the U.S. is Iowa located? What are the other states that border it? What size is it? Are there bodies of water close by? Has anyone ever visited Iowa? If so, what is the weather like? What was unique about Iowa that differentiate it from Wisconsin?
      - If possible, write these answers on the board under the heading: Iowa.
  - Share with students that Tomás Rivera's family, from *Tomás and the Library Lady*, traveled from their home in Texas to Iowa, in search of farming work.
    - Ask students to trace the route Tomás and his family had to travel to get from Texas to Iowa. What states did they drive through? Ask students to figure out how many more states Tomás and his family would have had to drive through if they would have traveled from Texas to Wisconsin.
  - Pass out the included student worksheet for students to complete.
- 



# Our Great States: Compare and Contrast

## Geography Student Worksheet

Taken from: <http://members.enchantedlearning.com/compare/drawandcompare/states/index.shtml>

### Draw and Compare States

#1

Texas

#2

Iowa

Which state is closer to where you live? \_\_\_\_\_

Which is farther north in the USA? \_\_\_\_\_

Which is farther west in the USA? \_\_\_\_\_

Which is bigger (in square miles)? \_\_\_\_\_

Which state was harder to draw, and why? \_\_\_\_\_



# Speaking Spanish

## Spanish Classroom Activity

Both Spanish and English are used to tell the story of TOMÁS AND THE LIBRARY LADY. Below are a number of Spanish words used throughout the play. Share this list with your class. Read the sentences taken from the script of Tomás, or create your own sentences, and see if students can figure out the English translation of each Spanish word.

1. My **compadre** says there's plenty of work in Iowa.

*Compadre means friend.*

2. **Un escritor** writes great thoughts and **un pintor** paints **importante** paintings.

*Un escritor is a writer, un pintor is a painter, and importante means important.*

3. Your 'Apa and I can see **muy bien** because of the light of a full moon, and the headlights of the **carro** shine on the passing road signs.

*Muy bien means very well, and carro is car.*

4. And the library is filled **con muchos libros**.

*Con muchos libros means "with many books."*

5. Tomás, why don't you read a **cuento** to us!

*Cuento is a story.*



# Speaking Spanish



## Spanish Student Worksheet

Below are words written in English and Spanish. Trace the Spanish translation of each word, and draw a picture of the word in the space provided.

When you finish writing the words below and drawing their pictures, say these Spanish words out loud and try using them in a spoken sentence. Next, test yourself to see how many other words in Spanish you know and use these words in your conversations all day long!

bird = PÁJARO

tiger = EL TIGRE



PÁJARO

EL TIGRE

elephant = EL ELEFANTE

bull = TORO



EL ELEFANTE

TORO

